

## RX 50 Technical Data Electric Forklift Truck

---

[RX 50-10 C](#)

[RX 50-10](#)

[RX 50-13](#)

[RX 50-15](#)

[RX 50-16](#)



# RX 50 Electric Forklift Truck

## The greatest of the small

In accordance with VDI guidelines 2198, this specification applies to the standard model only.  
Alternative tyres, mast types, ancillary equipment, etc. could result in different values.

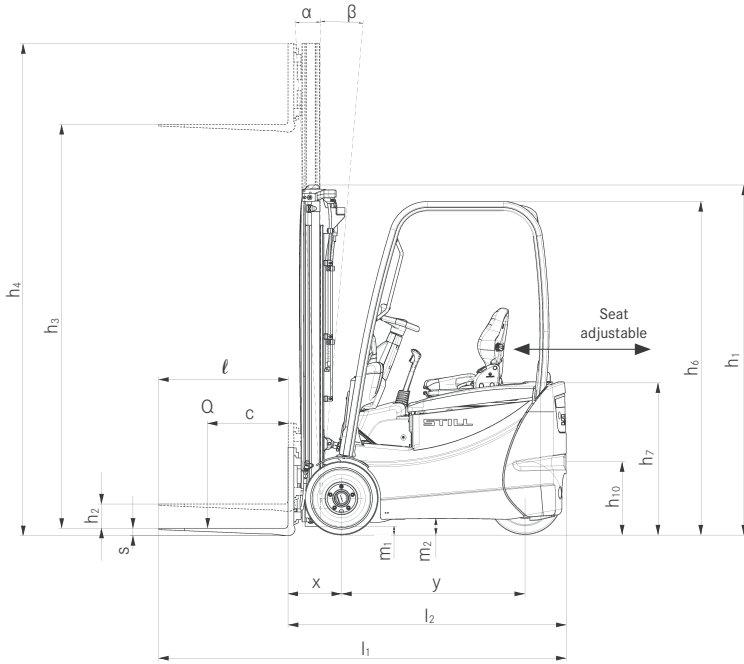


			STILL	STILL	STILL	STILL	STILL			
			<b>RX 50-10 C</b>	<b>RX 50-10</b>	<b>RX 50-13</b>	<b>RX 50-15</b>	<b>RX 50-16</b>			
Distinguishing marks	1.1	Manufacturer								
	1.2	Manufacturer's type designation								
		Manufacturer model number								
	1.3	Drive								
	1.4	Operation								
	1.5	Nominal load capacity/load	Q	kg	1000	1000	1250	1500	1600	
	1.6	Load centre distance	c	mm	500	500	500	500	500	
	1.8	Load spacing	x	mm	330	330	330	330	335	
	1.9	Wheel base	y	mm	974	1028	1136	1190	1190	
Weights	2.1	Empty weight (incl. battery)		kg	2358	2372	2561	2826	2833	
	2.2	Axle loading, laden	front/rear	kg	2833/525	2832/540	3247/564	3679/647	3866/567	
	2.3	Axle loading, unladen	front/rear	kg	981/1377	1024/1347	1084/1477	1133/1693	1143/1690	
Tyres/chassis	3.1	Tyres			Superelastic	Superelastic	Superelastic	Superelastic	Superelastic	
	3.2	Tyre size	front	mm	180/70-8	180/70-8	180/70-8	180/70-8	180/70-8	
	3.2	Tyre size	rear	mm	180/70-8	180/70-8	180/70-8	180/70-8	180/70-8	
	3.5	Wheels, number (x = driven)	front/rear		2/1x	2/1x	2/1x	2/1x	2/1x	
	3.6	Tread	front/rear	b <sub>10</sub> /b <sub>11</sub>	mm	840/-	840/-	840/-	840/-	840/-
	4.1	Tilt of mast/fork carriage	forward/backward	α/β	°	3/5	3/5	3/5	3/5	
Basic dimensions	4.2	Height of mast when retracted		h <sub>1</sub>	mm	2160	2160	2160	2160	2160
	4.3	Free lift		h <sub>2</sub>	mm	150	150	150	150	150
	4.4	Lift <sup>1</sup>		h <sub>3</sub>	mm	3230	3230	3230	3230	3230
	4.5	Height of mast when extended		h <sub>4</sub>	mm	3805	3805	3805	3805	3805
	4.7	Height above protected roof (cabin)		h <sub>6</sub>	mm	1980	1980	2050	2050	2050
	4.8	Seat height in terms of SIP		h <sub>7</sub>	mm	953	953	953	953	953
	4.19	Total length		l <sub>1</sub>	mm	2359	2413	2521	2575	2580
	4.20	Length including fork backs		l <sub>2</sub>	mm	1559	1613	1721	1775	1780
	4.21	Total width		b <sub>1</sub>	mm	990	990	990	990	990
	4.22	Fork dimensions		s/e/l	mm	35/80/800	35/80/800	35/80/800	35/80/800	40/80/800
	4.23	Fork carriage ISO 2328, class/form A, B				ISO II/A	ISO II/A	ISO II/A	ISO II/A	ISO II/A
	4.24	Fork carriage width		b <sub>3</sub>	mm	980	980	980	980	980
	4.31	Ground clearance under mast		m <sub>1</sub>	mm	90	90	90	90	90
	4.32	Ground clearance centre wheel base		m <sub>2</sub>	mm	90	90	90	90	90
Performance data	4.34.1	Working aisle width with pallet 1000 x 1200 crossways		A <sub>st</sub>	mm	2888	2942	3050	3104	3109
	4.34.2	Working aisle width with pallet 800 x 1200 lengthways		A <sub>st</sub>	mm	3010	3064	3172	3226	3231
	4.35	Turning radius		W <sub>a</sub>	mm	1229	1283	1391	1445	1445
	5.1	Driving speed	laden/unladen		km/h	12.0/12.5	12.0/12.5	12.0/12.5	12.0/12.5	12.0/12.5
	5.2	Lifting speed	laden/unladen		m/s	0.38/0.54	0.38/0.54	0.33/0.54	0.32/0.54	0.30/0.54
	5.3	Lowering speed	laden/unladen		m/s	0.54/0.60	0.54/0.60	0.54/0.60	0.54/0.60	0.54/0.60
Electric engine	5.5	Traction	laden/unladen		N	1650/1950	1650/1950	1400/1700	1280/1670	1240/1670
	5.6	Max. traction	laden/unladen		N	2840/7150	2840/7150	3500/7150	3770/7150	3470/7150
	5.7	Gradeability	laden/unladen		%	6.5/11.0	6.5/11.0	5.0/8.5	4.0/8.0	4.0/7.5
	5.8	Max. gradeability	laden/unladen		%	19.0/25.0	19.0/25.0	19.0/25.0	19.0/25.0	19.0/25.0
	5.9	Acceleration time	laden/unladen		s	5.1/4.7	5.1/4.7	5.3/4.8	5.5/4.9	5.6/5.0
	5.10	Service brake				Hydraulic	Hydraulic	Hydraulic	Hydraulic	Hydraulic
	6.1	Drive motor, output with S3 = 60 min			kW	4.9	4.9	4.9	4.9	4.9
	6.2	Lifting motor, output at 15% ED			kW	7.6	7.6	7.6	7.6	7.6
	6.3	Battery according to DIN 43531/35/36 A, B, C, no				DIN 43535 A	DIN 43535 A	DIN 43535 A	DIN 43535 A	DIN 43535 A
	6.4	Battery voltage		U	V	24	24	24	24	24
Miscellaneous	6.4.1	Battery capacity K <sub>5</sub>			Ah	460	575	805	920	920
	6.5	Battery weight			kg	372	445	600	676	676
	6.6	Energy consumption 60 VDI combustion cycles/hour			kWh/h	3.7	3.7	4.2	4.8	4.9
	10.1	Working pressure for accessory equipment			bar	230	230	230	230	230
	10.2	Oil volume for accessory equipment			l/min	30	30	30	30	30
	10.7	Sound pressure level L <sub>PAZ</sub> (operator's position) <sup>2</sup>			dB(A)	63.9	63.9	63.9	63.9	63.9
		Human vibrations: acceleration in accordance with EN 13059			m/s <sup>2</sup>	<0.7	<0.7	<0.7	<0.7	<0.7

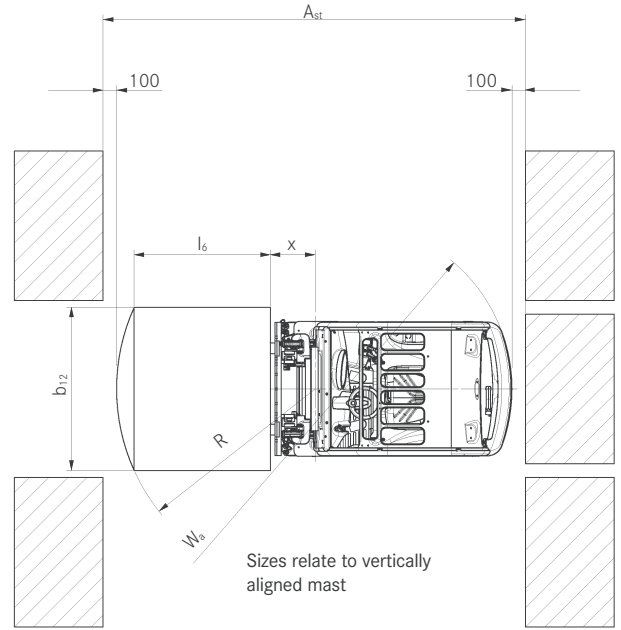
<sup>1</sup> The nominal lift stated includes the tyre deflection and tyre diameter tolerances

<sup>2</sup> No cab; different values with cab

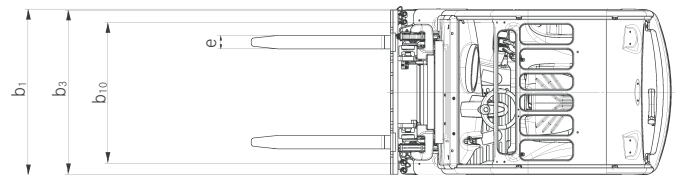
# RX 50 Electric Forklift Truck Technical Drawings



Side view



Top view



Top view

## Gradients

Maximum distance that can be driven in 60 minutes.

Example: With a load of 1000 kg and an incline of 5%, an RX 50-10 can drive a distance of 677 m up to ten times in an hour.

		Gradient	Maximum distance in m				
			RX 50-10 C	RX 50-10	RX 50-13	RX 50-15	RX 50-16
With load		19%	1154	1094	667	-	-
		15%	2153	2153	1404	959	903
		10%	4504	4505	4108	3129	2679
		5%	6771	6770	6054	5479	5492
Without load		25%	1627	1628	1216	940	940
		20%	3275	3232	2401	1755	1755
		15%	4515	4492	4300	3997	3997
		10%	5775	5805	5479	5094	5068
		5%	8505	8641	8308	7468	7469

Dry rough concrete surface = Coefficient of friction 0.80

Standard battery as indicated in data sheet

Speed is variable

## Truck widths

		Truck width b <sub>1</sub>	Truck width front b <sub>10</sub>
		RX 50-10 C/10/13/15/16	
Tyres	Superelastic 180/70-8 (only Trelleborg Rota tyres)	mm 990	840
	Superelastic 180/70-8 (all other Superelastic tyres)	mm 1028	872
	Superelastic 200/50-10	mm 1137	930
	Solid rubber 18 x 7 x 12 1/8	mm 1078	892
	Solid rubber 18 x 7 x 12 1/8	mm 1192	1004

RX 50 Electric Forklift Truck  
Mast Tables



RX 50-10 C - RX 50-10			Telescopic mast								HiLo mast					Triplex mast					
	Nominal lift	h <sub>3</sub>	mm	2830	3030	3230	3530	3930	4230	4730	5430	2975	3175	3375	3575	3975	4320	4620	4920	5220	5620
	Overall height	h <sub>1</sub>	mm	1960	2060	2160	2310	2510	2660	2910	3260	1960	2060	2160	2260	2460	1960	2060	2160	2260	2460
	Free lift <sup>1,2</sup>	h <sub>2</sub>	mm	150	150	150	150	150	150	150	150	1405	1505	1605	1705	1905	1405	1505	1605	1705	1905
	Maximum height <sup>1,2</sup>	h <sub>4</sub>	mm	3405	3605	3805	4105	4505	4805	5305	6005	3550	3750	3950	4150	4550	4895	5195	5495	5795	6195
	Tilt of mast/fork carriage	forward/backward	α/β	3/5								3/5					3/5				
	Adjustable fork spread		mm	216 / 368 / 445 / 521 / 673 / 760								216 / 368 / 445 / 521 / 673 / 760					216 / 368 / 445 / 521 / 673 / 760				
	Tyres	front/rear		180/70-8 / 180/70-8								180/70-8 / 180/70-8					180/70-8 / 180/70-8				
	Track	front/rear	b <sub>10</sub> /b <sub>11</sub>	872/0								872/0					872/0				
	Maximum width		b <sub>1</sub>	1028								1028					1028				

RX 50-13 - RX 50-15			Telescopic mast								HiLo mast					Triplex mast						
	Nominal lift	h <sub>3</sub>	mm	2830	3030	3230	3530	3930	4230	4730	5430	2975	3175	3375	3575	3975	4320	4620	4920	5220	5620	6070
	Overall height	h <sub>1</sub>	mm	1960	2060	2160	2310	2510	2660	2910	3260	1960	2060	2160	2260	2460	1960	2060	2160	2260	2460	2610
	Free lift <sup>1,2</sup>	h <sub>2</sub>	mm	150	150	150	150	150	150	150	150	1405	1505	1605	1705	1905	1405	1505	1605	1705	1905	2005
	Maximum height <sup>1,2</sup>	h <sub>4</sub>	mm	3405	3605	3805	4105	4505	4805	5305	6005	3550	3750	3950	4150	4550	4895	5195	5495	5795	6195	6645
	Tilt of mast/fork carriage	forward/backward	α/β	3/5								3/5					3/5					
	Adjustable fork spread		mm	216 / 368 / 445 / 521 / 673 / 760								216 / 368 / 445 / 521 / 673 / 760					216 / 368 / 445 / 521 / 673 / 760					
	Tyres	front/rear		180/70-8 / 180/70-8								180/70-8 / 180/70-8					180/70-8 / 180/70-8					
	Track	front/rear	b <sub>10</sub> /b <sub>11</sub>	872/0								872/0					872/0					
	Maximum width		b <sub>1</sub>	1028								1028					1028					

RX 50-16			Telescopic mast								HiLo mast					Triplex mast						
	Nominal lift	h <sub>3</sub>	mm	2830	3030	3230	3530	3930	4230	4730	5430	2975	3175	3375	3575	3975	4320	4620	4920	5220	5620	6070
	Overall height	h <sub>1</sub>	mm	1960	2060	2160	2310	2510	2660	2910	3260	1960	2060	2160	2260	2460	1960	2060	2160	2260	2460	2610
	Free lift <sup>1,2</sup>	h <sub>2</sub>	mm	150	150	150	150	150	150	150	150	1362	1462	1562	1662	1862	1362	1462	1562	1662	1862	2012
	Maximum height <sup>1,2</sup>	h <sub>4</sub>	mm	3473	3673	3873	4173	4573	4873	5373	6073	3593	3793	3993	4193	4593	4938	5238	5538	5838	6238	6688
	Tilt of mast/fork carriage	forward/backward	α/β	3/5								3/5					3/5					
	Adjustable fork spread		mm	216 / 368 / 445 / 521 / 673 / 760								216 / 368 / 445 / 521 / 673 / 760					216 / 368 / 445 / 521 / 673 / 760					
	Tyres	front/rear		180/70-8 / 180/70-8								180/70-8 / 180/70-8					180/70-8 / 180/70-8					
	Track	front/rear	b <sub>10</sub> /b <sub>11</sub>	872/0								872/0					872/0					
	Maximum width		b <sub>1</sub>	1028								1028					1028					

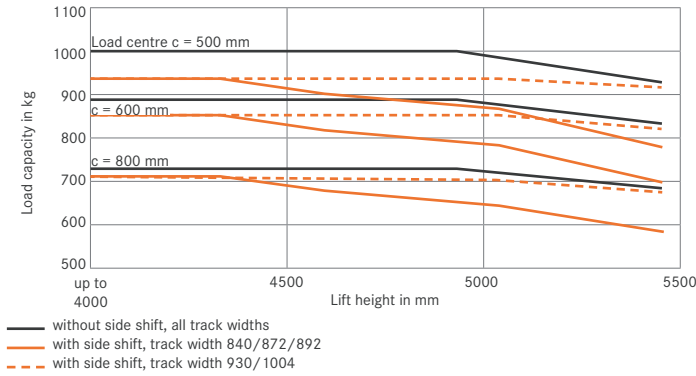
<sup>1</sup> Fork carriage ISO 2A standard

<sup>2</sup> Deviations depending on 4/6-stop fork carriages

# RX 50 Electric Forklift Truck

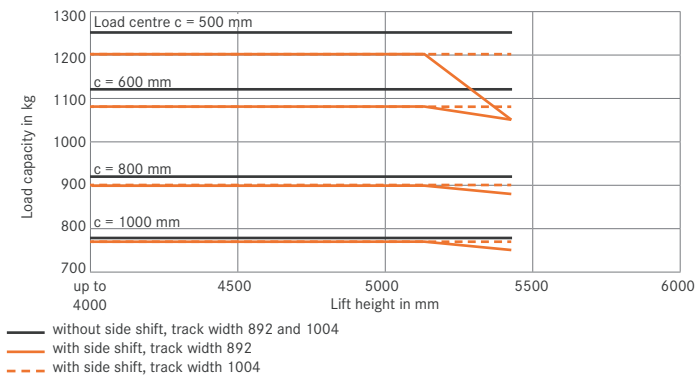
## Basic Load Capacities

### RX 50-10 and RX 50-10 C Telescopic/HiLo mast, Superelastic and solid rubber tyres

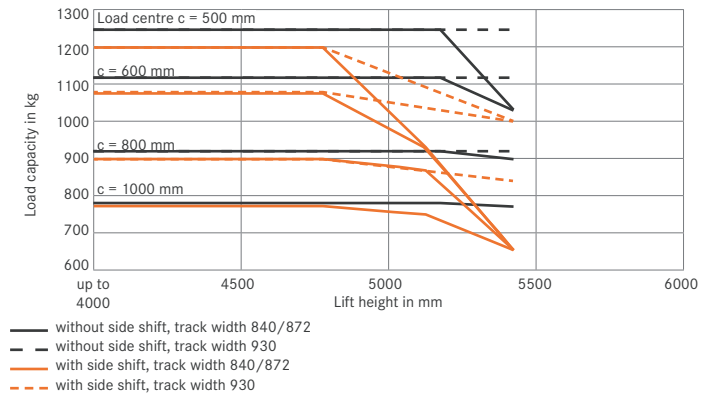


The specified values may vary depending on truck equipment.

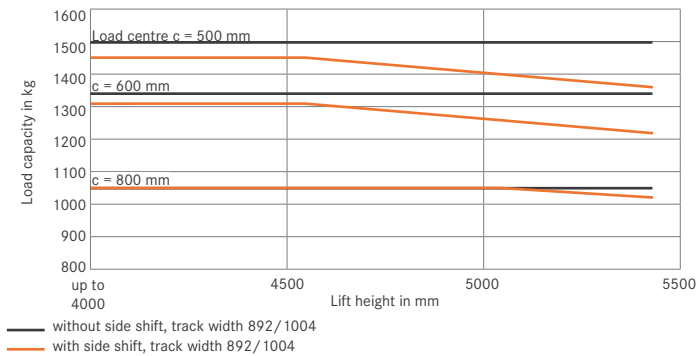
### RX 50-13 Telescopic/HiLo mast solid rubber tyres



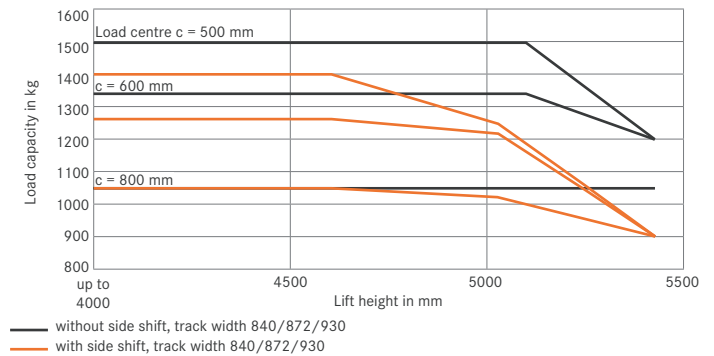
### RX 50-13 Telescopic/HiLo mast, Superelastic tyres



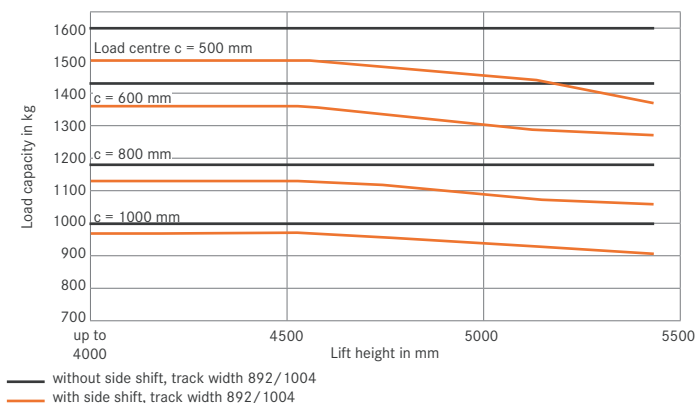
### RX 50-15 Telescopic/HiLo mast, solid rubber tyres



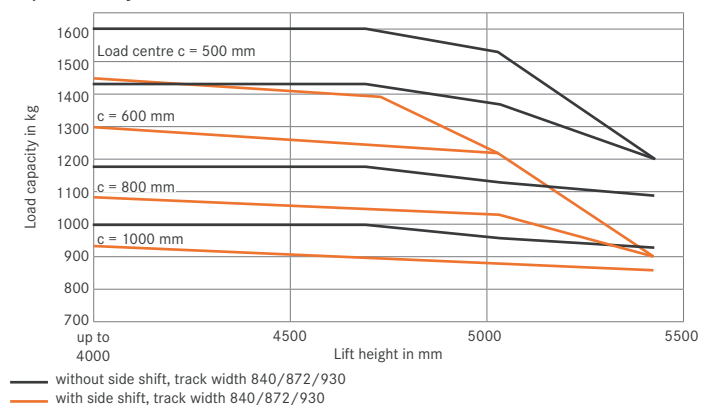
### RX 50-15 Telescopic/HiLo mast, Superelastic tyres



### RX 50-16 Telescopic/HiLo mast, solid rubber tyres



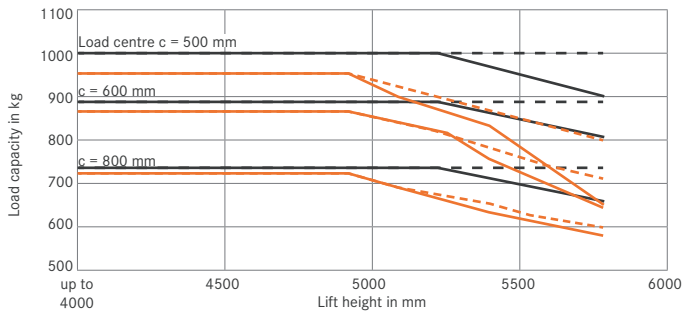
### RX 50-16 Telescopic/HiLo mast, Superelastic tyres



# RX 50 Electric Forklift Truck

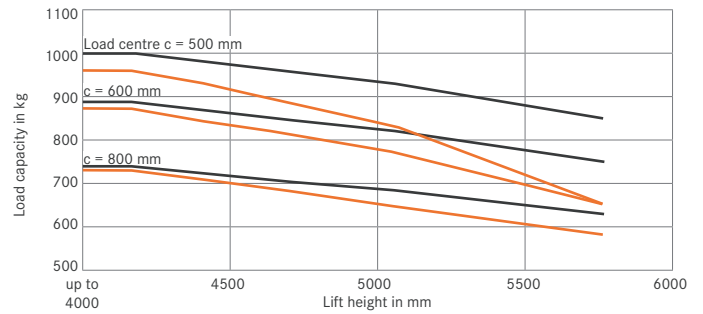
## Basic Load Capacities

**RX 50-10 triplex mast,  
Superelastic and solid rubber tyres**



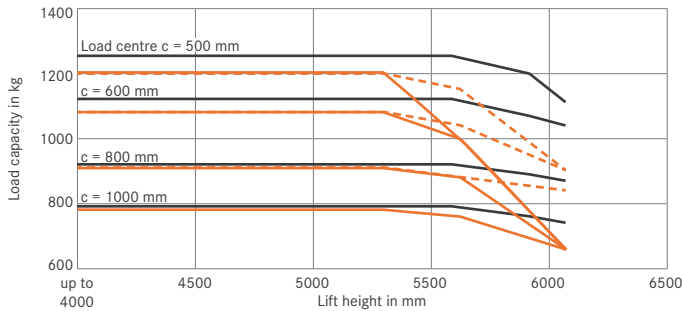
— without side shift, track width 840/872/892  
 - - without side shift, track width 930/1004  
 — with side shift, track width 840/872/892  
 - - with side shift, track width 930/1004

**RX 50-10 C triplex mast,  
Superelastic and solid rubber tyres**



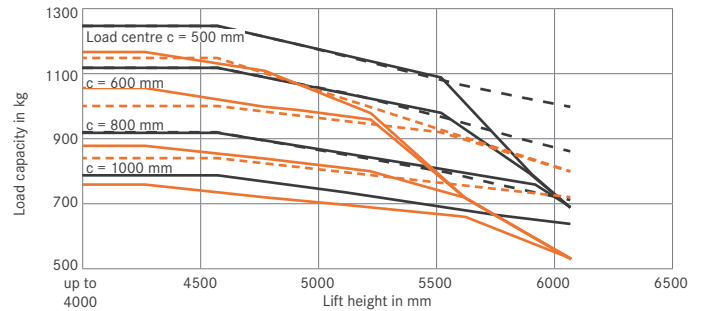
— without side shift, all track widths  
 — with side shift, all track widths

**RX 50-13 triplex mast,  
solid rubber tyres**



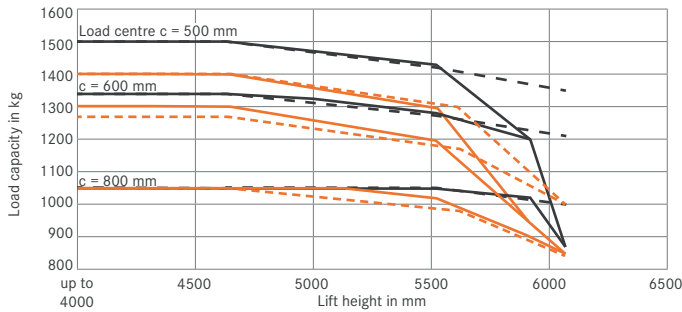
— without side shift, track width 892/1004  
 — with side shift, track width 892  
 - - with side shift, track width 1004

**RX 50-13 triplex mast,  
Superelastic tyres**



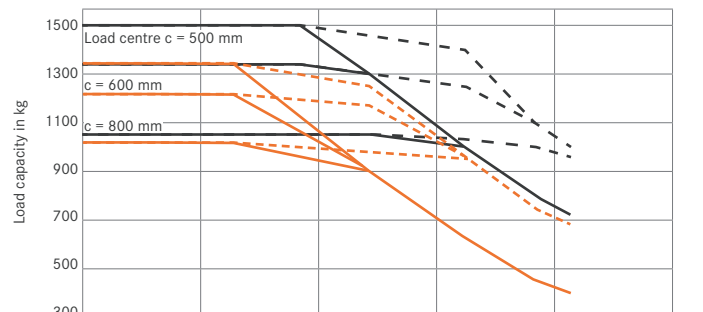
— without side shift, track width 840/872  
 - - without side shift, track width 930  
 — with side shift, track width 840/872  
 - - with side shift, track width 930

**RX 50-15 triplex mast,  
solid rubber tyres**



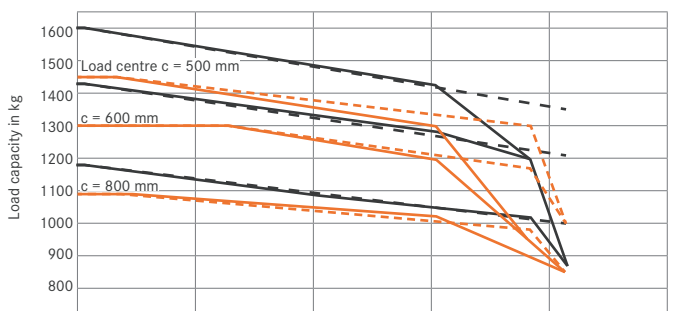
— without side shift, track width 892  
 - - without side shift, track width 1006  
 — with side shift, track width 892  
 - - with side shift, track width 1004

**RX 50-15 triplex mast,  
Superelastic tyres**



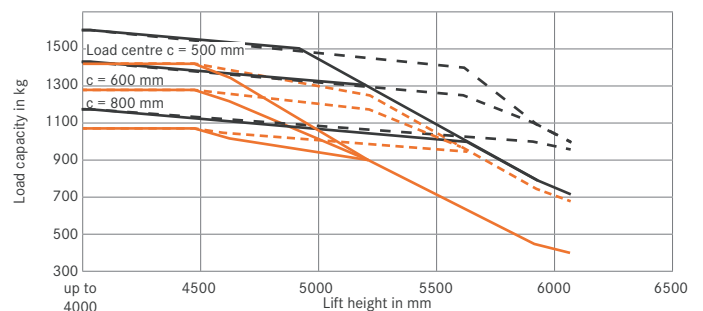
— without side shift, track width 840/872  
 - - without side shift, track width 930  
 — with side shift, track width 840/872  
 - - with side shift, track width 930

**RX 50-16 triplex mast,  
solid rubber tyres**



— without side shift, track width 892  
 - - without side shift, track width 1006  
 — with side shift, track width 892  
 - - with side shift, track width 1004

**RX 50-16 triplex mast,  
Superelastic tyres**



— without side shift, track width 840/872  
 - - without side shift, track width 930  
 — with side shift, track width 840/872  
 - - with side shift, track width 930

RX 50 Electric Forklift Truck  
The greatest of the small



RX 50 Electric Forklift Truck  
Detailed Photos



Panoramic mirror for perfect visibility, even over the rear



Large viewing window in the roof of the driver's cab ensures good visibility of the load above



Blue-Q energy saving mode for longer periods of operation



Well-appointed driver's cab



FleetManager 4.x: access authorisation with chip card for optimum safety



Simple lateral battery replacement with hand pallet truck and battery replacement bed



On-board battery bridge for lateral battery replacement using crane



Direct access to the battery via battery compartment with a wide opening



## RX 50 Electric Forklift Truck

### The greatest of the small

---

Extremely compact structure for tight working areas

Blue-Q energy-saving mode

Optimum availability due to convenient and safe lateral battery change



The RX 50 is the most compact electrically powered three-wheeled counterbalanced forklift truck with rear wheel drive in its class. The perfect addition to the STILL electric forklift truck family is now better than ever: following a comprehensive overhaul, this smart electric forklift truck now sets new standards when it comes to transporting heavy goods weighing between 1.0 and 1.6 tonnes. Never before has it been easier to keep an eye on energy consumption. The display shows you just how many hours of use the truck has left using the current driving programme. The RX 50 is a fantastic all-rounder in tight working areas, both over short and long distances, and is ideally suited for combined indoor and outdoor use, making it the perfect forklift truck for a range of applications.

This includes drinks, fruit and vegetable storage in the food and drinks industry, as well as applications in printing firms, freight carrier receipt and dispatch of goods and multi-shift operations in the car industry, e.g. for the provision of equipment on production lines. The RX 50 is particularly suited to loading and unloading HGVs, containers and wagons, as well as for pallet transport in the warehouse. The RX 50 supports all functions of the FleetManager 4.x: all information about the truck, such as operating hours, periods of use or energy consumption can be displayed clearly, any time and anywhere, via the innovative online tool. Controlling truck access authorisation via PIN, chip or employee card also guarantees optimum safety during operation.

## Extensive Equipment

---

### Power

---

- Can lift up to 1.6 tonnes with a load centre of 500 mm
- Full power: maintenance-free rotary current drive with 24 volt technology
- Move goods effectively: driving speed of up to 12 km/h
- Sufficient energy for multi-shift operations: high battery capacity and lateral battery replacement
- Perfect performance control: display shows truck's remaining power and current charge status

### Precision

---

- Driving programmes allow the user to switch between maximum handling performance or optimum efficiency
- Adjustable to suit every task: speed, acceleration and braking can all be individually set
- Sensitive operation and continuous control of lifting speed: state-of-the-art proportional valve technology
- Intuitive one-pedal control
- Precise load handling: driver's seat and steering column set to one side giving optimal view past loads

### Ergonomics

---

- Spacious, comfortable driver's cab that can be individually set up and offers numerous storage compartments
- Even more comfortable: premium driver's seat option provides perfect seat ergonomics

- Feel at home: standard, easy-to-use operating concept across the whole RX product line
- Comfortable: simple and safe entry and exit
- Choose from a range of individual control options: multi-lever, mini-lever, Fingertip or Joystick 4Plus

### Compactness

---

- Ideal for use in small spaces: compact truck dimensions and extreme manoeuvrability allow for operation in narrow aisles
- Narrow truck frames enable efficient block forklifting

### Safety

---

- Perfect all-round view: large viewing window allows vision on all sides, including the overhead guard
- Optimum safety thanks to the truck's low centre of gravity
- Steering angle display for safe and precise approaches in tight areas

### Environmental Responsibility

---

- Low operating costs: low energy consumption and long maintenance intervals (1000 operating hours)
- Emission-free drive
- Blue-Q efficiency mode allows energy savings of up to 12% at the touch of a button with no loss of performance
- Over 95% of all installed materials are recyclable

# RX 50 Electric Forklift Truck

## Equipment Variants



		RX 50-10 C	RX 50-10	RX 50-13	RX 50-15	RX 50-16
Driver's seat	Operating costs kept low thanks to low energy consumption in all operating cycles and long operating intervals	●	●	●	●	●
	One-pedal control, switching the direction of travel using the hydraulic control	●	●	●	●	●
	Double-pedal control	○	○	○	○	○
	Standard protective roof (without window)	●	●	●	●	●
	Weather protection or tarpaulin cab	○	○	○	○	○
	Drive-in overhead guard	—	—	○	○	○
	Low driver's cab for container loading	●	●	●	●	●
	Tinted front windscreen, roof windows made of either green-tinted or Makrolon laminated safety glass, plus windscreen wiper and wash system	○	○	○	○	○
	Built-in storage and drink holder	●	●	●	●	●
	Splash-proof operating unit featuring display and function buttons	●	●	●	●	●
	Pad with clipboard (removable)	○	○	○	○	○
	MSG 65 leatherette cover	●	●	●	●	●
	Textile cover, airsprung, leatherette cover, lumbar support, height-adjustable back extension, heated seat, extra-wide seat pad	○	○	○	○	○
	Grab handle on protective roof	●	●	●	●	●
	Horizontal spring plate for driver's seat to minimise human vibrations	○	○	○	○	○
	Document pocket on the seat back	○	○	○	○	○
	Roof liner with interior lighting	○	○	○	○	○
	Radio/MP3 player with USB connection	○	○	○	○	○
	Protective sunshade and sun blind	○	○	○	○	○
	Cold storage version, display and hydraulic oil can be used up to -30 °C	○	○	○	○	○
Mast	Free view mast available in telescopic, HiLo and triplex versions	○	○	○	○	○
	Load backrest	○	○	○	○	○
	Mast vertical position	○	○	○	○	○
	Bellows protect the tilt cylinder from dust and moisture	○	○	○	○	○
	Stroke shut-off via push button	○	○	○	○	○
Tyres	Fork wear protection	○	○	○	○	○
	Single superelastic/SIT system	●	●	●	●	●
Hydraulics	Solid rubber, solid rubber/natural colour, single superelastic/Continental/SIT system, single superelastic/natural colour/SIT system, superelastic/Continental/natural colour/SIT system	○	○	○	○	○
	Noise-optimised hydraulic pump	●	●	●	●	●
	Proportional valve technology for high-precision movements	○	○	○	○	○
	Custom parametrisation of hydraulic functions	○	○	○	○	○
Drive	Multi-lever operation	●	●	●	●	●
	Mini-lever with armrest, 2, 3 or 4 levers, Fingertip or joystick	○	○	○	○	○
	5 driving programmes	●	●	●	●	●
	Blue-Q energy-saving mode	●	●	●	●	●
Brake	Display showing energy consumption and remaining driving time based on current charge	○	○	○	○	○
	Maintenance-free engines for driving, steering and lifting	●	●	●	●	●
	Operating hours counter only operational with drive and lifting motor	●	●	●	●	●
Safety	Energy recovery when braking	●	●	●	●	●
	Mechanical parking brake	●	●	●	●	●
	EasyBelt restraint system for quick and safe fastening and unfastening	○	○	○	○	○
	Sauermann type HRS-E/ERS restraint system or IWS restraint system with strap opening on the left	—	—	○	○	○
	Headlights and LED lighting performance	○	○	○	○	○
	Driver-adjusted speed limiter	●	●	●	●	●
	STILL Safety Light warning device, illuminated blue	○	○	○	○	○
	Assistance system (ATC - Assistance Truck Control): for safe exit/parking and seat belt control	○	○	○	○	○
	Assistance system (ATC - Assistance Truck Control): speed limiter controlled by steering angle	●	●	●	●	●
	Assistance system (ATC - Assistance Truck Control): speed limited when fork carrier is raised	○	○	○	○	○
Misc.	Load measuring with ±3% precision	○	○	○	○	○
	Panoramic mirror	○	○	○	○	○
	Direction can be changed both left- and right-handed via mini-console	○	○	○	○	○
	Load detection	○	○	○	○	○
	FleetManager: access authorisation, shock detection, reports	○	○	○	○	○
Towbar	○	○	○	○	○	

● Standard ○ Optional — Not available

# STILL



STILL Materials Handling Ltd  
Aston Way  
Leyland Preston  
PR26 7UX  
Tel.: +44 (0)845 603 6827

STILL Materials Handling Ltd  
Jacks Way  
Hill Barton  
Business Park  
Clyst St. Mary  
Exeter  
EX5 1FG  
Tel.: +44 (0)345 603 6827  
info@still.co.uk

**For further information please visit:**  
**[www.still.co.uk](http://www.still.co.uk)**



STILL is certified in the following areas: Quality management, occupational safety, environmental protection and energy management.



first in intralogistics